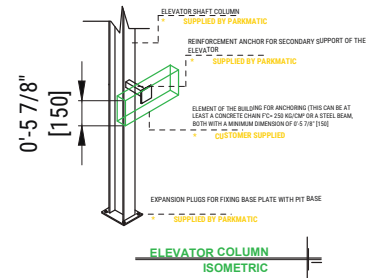
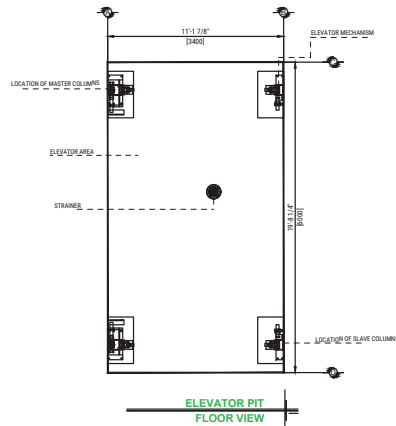
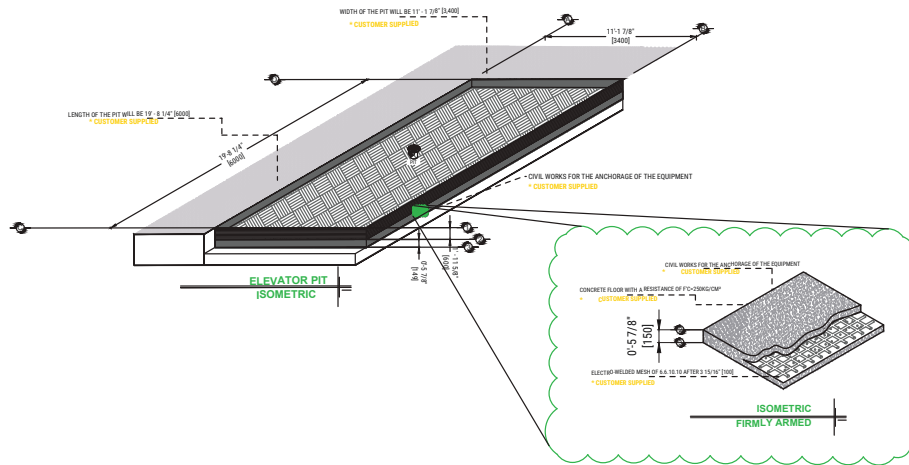
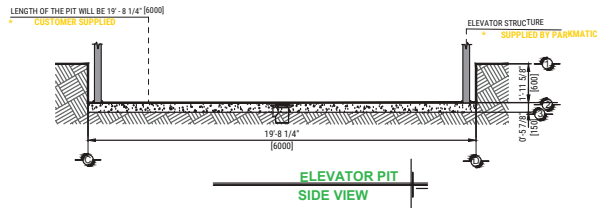
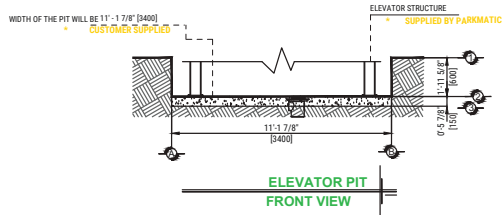


Car #2 *dlls* 8/27/2024



FOR SAFETY REASONS AGAINST POSSIBLE ACCUMULATIONS OF WATER, SUCH AS FLOODS OR LEAKS, IT IS RECOMMENDED TO INSTALL A DRAINAGE PIPE OUTLET (STRAINER) TO DISLodge THE WATER THAT COULD BE STORED IN THE PIT. SAID PIPE WILL BE CONNECTED TO THE DRAINAGE NETWORK OR GREEN AREAS ACCORDING TO THE CLIENT'S DECISION.

GENERAL NOTES:

1. THIS DRAWING IS THE PROPERTY OF PARKMATIC AND IT MAY NOT BE REPRODUCED IN WHOLE OR PART OR USED FOR THE MANUFACTURE OF ANY ARTICLE WITHOUT PRIOR WRITTEN CONSENT.

2. WORK TO FIGURE OUT THE DIMENSIONS ONLY.

3. THIS DRAWING IS TO BE READ IN CONJUNCTION WITH ALL RELEVANT ARCHITECT'S AND ENGINEER'S DRAWINGS AND SPECIFICATIONS.

KEY NOTES:

THE DIMENSIONS OF THE ELEVATOR CLEARANCE MUST COINCIDE WITH THE DIMENSIONS OF THE MEZZANINE AND EACH OF THE STATIONS, EVERYTHING BEING PLUMB AND LEVEL.

3		
2		
1		
REV	DESCRIPTION	DATE

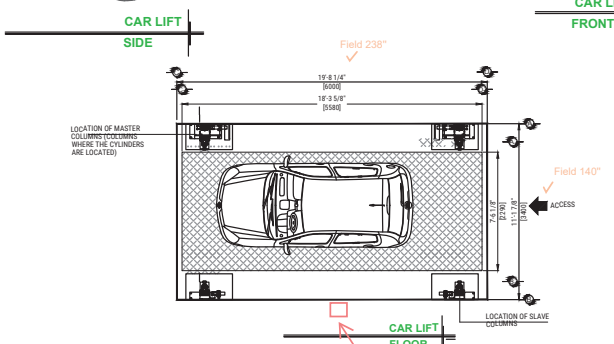
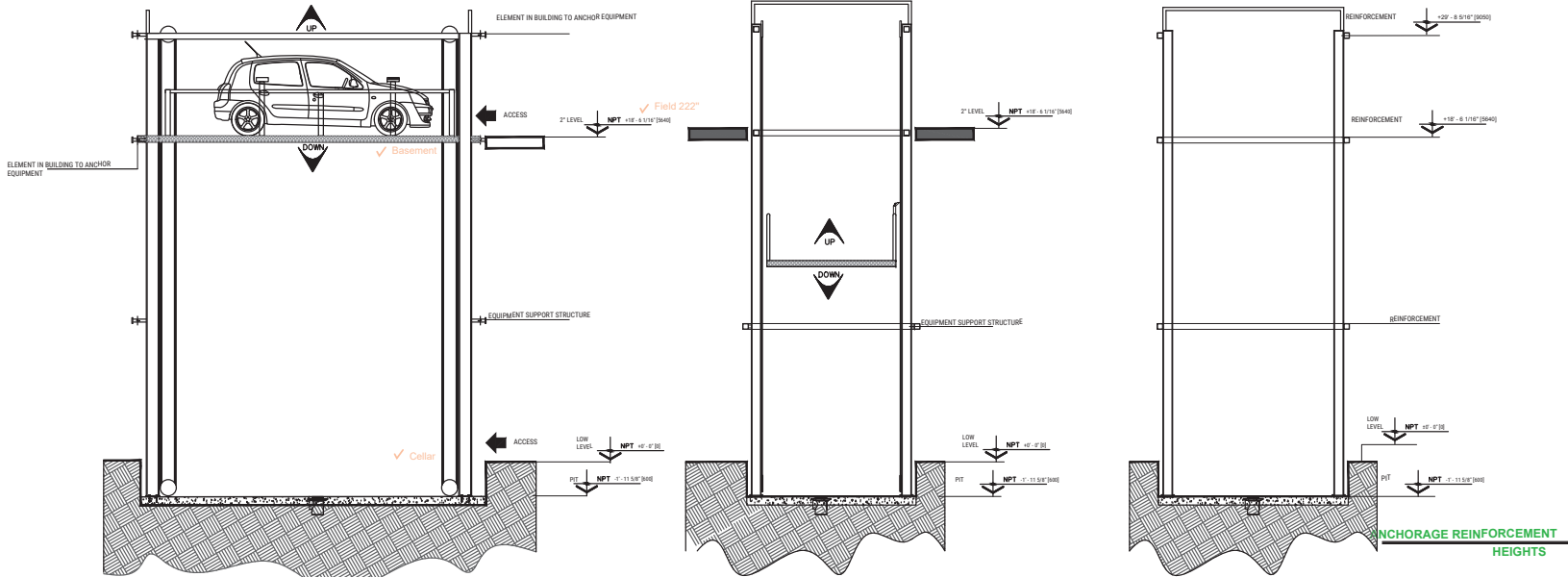
Parkmatic
NEW YORK OFFICE, USA
75 PLANDOME RD, 2FL
MANHASSET, NY 11030
P: 1-800-425-9459
W: www.parkmatic.com

CLIENT: GILBANE BUILDING COMPANY
SYSTEM: VRC ELEVATOR
ADDRESS: 1095 SOUTHERN BLVD, BRONX, NY 10459

TITLE: CIVIL WORKS
SCALE: N/A DATE: 04/23/24 DRAWN: CHECKED:
DRAWING NO: VRC-UHP-01 SHEET: 1 OF 4

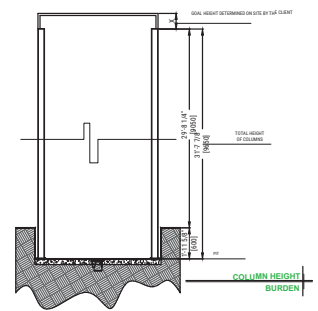
Car #2

dlls
8/27/2024



Include soft control cable from 1st box to PLC box.

Elevator Ride Box on this side due to pipes in the way



GENERAL NOTES:

1. THIS DRAWING IS THE PROPERTY OF PARKMATIC AND IT MAY NOT BE REPRODUCED IN WHOLE OR PART OR USED FOR THE MANUFACTURE OF ANY ARTICLE WITHOUT PRIOR WRITTEN CONSENT.
2. WORK TO FIGURE OUT THE DIMENSIONS ONLY.
3. THIS DRAWING IS TO BE READ IN CONJUNCTION WITH ALL RELEVANT ARCHITECT'S AND ENGINEER'S DRAWINGS AND SPECIFICATIONS.

KEY NOTES:

3		
2		
1		
REV	DESCRIPTION	DATE

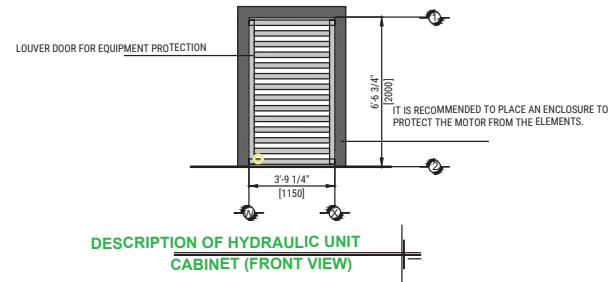
Parkmatic
NEW YORK OFFICE, USA
75 PLANDOME RD, 2FL
MANHASSET, NY 11030
P: 718-624-6435
W: www.parkmatic.com

CLIENT: GILBANE BUILDING COMPANY
SYSTEM: VRC ELEVATOR
ADDRESS: 1095 SOUTHERN BLVD, BRONX, NY 10459

TITLE: EQUIPMENT DESCRIPTION			
SCALE: N/A	DATE: 04/23/24	DRAWN:	CHECKED:
DRAWING NO: VRC-UHP-02	SHEET:	2 OF 4	

Car #2

dlld
8/27/2024



FOR THE OPERATION OF THE ELEVATOR, A HYDRAULIC UNIT IS NECESSARY, WHICH IS NOT CONTEMPLATED WITHIN THE ELEVATOR'S ENCLOSURE. THE CLIENT HAS THE OPTION TO DECIDE THE LOCATION OF THE UNIT. IT IS REQUIRED TO PLACE A NICHE TO HOUSE THE HYDRAULIC UNIT AND THE ELECTRICAL CONTROL, PROVIDING ACCESS FOR MAINTENANCE.

THE HYDRAULIC UNIT AND ELECTRICAL CONTROL MUST BE INSTALLED IN A LOCATION FREE OF DUST, LIQUIDS, AND INCLEMENT WEATHER TO AVOID CONTAMINATION OF THE OIL AND LOSS OF EQUIPMENT WARRANTY.

THE TUBING ROUTE SHOULD NOT EXCEED 16' - 4 7/8" [5000]

THE LOAD CENTER SHOULD HAVE A THREE-PHASE POWER SUPPLY AT 220V, WITH NEUTRAL AND PHYSICAL GROUND, EQUIPPED WITH A 3X40AMP THERMOMAGNETIC PROTECTION SWITCH EXCLUSIVELY FOR THE ELEVATOR.

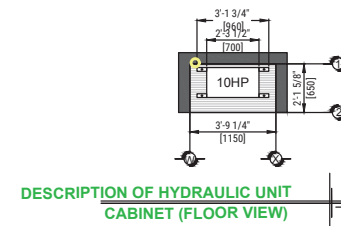
- CABLE GAUGE 8 AWG FOR DISTANCES UP TO 32' - 9 11/16" [10000]
- GAUGE 6 AWG FOR DISTANCES UP TO 49' - 2 9/16" [15000]
- FOR DISTANCES GREATER THAN 49' - 2 9/16" [15000], CONTEMPLATE THE CALCULATION OF CURRENT TO AVOID VOLTAGE DROP

USE A COMPLETELY STRAIGHT DUCT WITH A DIAMETER OF 3 INCHES TO CHANNEL THE HYDRAULIC SYSTEM.

FOR SECURITY REASONS, THE SYSTEM SHOULD NOT BE MANIPULATED BY UNAUTHORIZED PERSONNEL.

PARKMATIC WILL NOT BE RESPONSIBLE FOR ANY DAMAGES RESULTING FROM IGNORING THESE GUIDELINES. ADDITIONALLY, SUCH DAMAGES WOULD NOT BE COVERED UNDER THE WARRANTY.

HYDRAULIC UNIT DESCRIPTION	
HYDRAULIC UNIT	10HP
ALIMENTATION	220 VCA
NUMBER OF PHASES	3
CONSUMPTION AMPERES	27
CONSUMPTION WATTS	7.4 KW
TYPE OF OIL	ISO 68



GENERAL NOTES:

1. THIS DRAWING IS THE PROPERTY OF PARKMATIC AND IT MAY NOT BE REPRODUCED IN WHOLE OR PART OR USED FOR THE MANUFACTURE OF ANY ARTICLE WITHOUT PRIOR WRITTEN CONSENT.

2. WORK TO FIGURE OUT THE DIMENSIONS ONLY.

3. THIS DRAWING IS TO BE READ IN CONJUNCTION WITH ALL RELEVANT ARCHITECT'S AND ENGINEER'S DRAWINGS AND SPECIFICATIONS.

KEY NOTES:

REV	DESCRIPTION	DATE
3		
2		
1		

Parkmatic
NEW YORK OFFICE, USA
75 PLANDOME RD, 2FL
MANHASSET, NY 11030
P: 1-800-421-9425
W: www.parkmatic.com

CLIENT: GILBANE BUILDING COMPANY
SYSTEM: VRC ELEVATOR
ADDRESS: 1095 SOUTHERN BLVD, BRONX, NY 10459

TITLE: HYDRAULIC UNIT
SCALE: N/A DATE: 04/23/24 DRAWN: CHECKED:
DRAWING NO: VRC-UHP-03 SHEET: 3 OF 4

Car #2

dlls
8/27/2024



INSTALLATION REQUIREMENTS

THE ELEVATOR PIT MUST BE IN OPTIMAL CONDITION, WITH NO PUDDLES, DEBRIS, OR CONSTRUCTION MATERIALS PRESENT. ADDITIONALLY, THERE MUST BE CLEAR ACCESS FOR TRANSPORTING EQUIPMENT TO THE INSTALLATION AREA.

FOR THE ELEVATOR INSTALLATION, A 220V POWER SUPPLY IS NECESSARY TO CONNECT A WELDING MACHINE, REQUIRING TWO PHASES WITH A CONSUMPTION CAPACITY OF 60 AMPS. IF THIS POWER SUPPLY IS UNAVAILABLE, THE INSTALLATION CANNOT PROCEED AS SCHEDULED, AND A NEW INSTALLATION DATE WILL BE PROVIDED ACCORDING TO OUR SCHEDULE.

CIVIL WORK REQUIRED BY PARKMATIC MUST BE COMPLETED BY THE AGREED-UPON DATE TO AVOID RESCHEDULING THE EQUIPMENT INSTALLATION.

PLEASE ENSURE ADEQUATE ACCESS FOR OUR PARKMATIC EQUIPMENT, AS THEY ARE ASSEMBLED AND MAY REQUIRE SUFFICIENT SPACE FOR MANEUVERING. IF ACCESS IS LIMITED, PLEASE DISCUSS THIS MATTER WITH YOUR DESIGNATED VENDOR TO TAKE NECESSARY PRECAUTIONS.



ELEVATOR SAFETY

SAFETY MECHANISMS IN ELEVATORS ARE CRUCIAL DURING INSTALLATION AND OPERATION.

HEREFORE, CONSIDER THESE BASIC POINTS EACH TIME YOU USE AN ELEVATOR:

- KEEP YOUR HANDS, FEET, HEAD, AND OBJECTS INSIDE THE ELEVATOR WHILE IT'S IN MOTION.
- AVOID OPERATING THE ELEVATOR IF THERE'S A HYDRAULIC FLUID LEAK.
- ADHERE TO WEIGHT CAPACITY LIMITS.
- ONLY OPERATE THE EQUIPMENT AFTER BEING TRAINED BY A PARKMATIC SPECIALIST.
- NEVER USE THE ELEVATOR DURING A FIRE.
- REFRAIN FROM OPERATING THE ELEVATOR IF THE STEEL CABLES ARE WORN OR FRAYED.



EQUIPMENT SPECIFICATIONS

- TEAM COLOR
- EQUIPMENT
- COLUMNS

GENERAL NOTES:

1. THIS DRAWING IS THE PROPERTY OF PARKMATIC AND IT MAY NOT BE REPRODUCED IN WHOLE OR PART OR USED FOR THE MANUFACTURE OF ANY ARTICLE WITHOUT PRIOR WRITTEN CONSENT.

2. WORK TO FIGURE OUT THE DIMENSIONS ONLY.

3. THIS DRAWING IS TO BE READ IN CONJUNCTION WITH ALL RELEVANT ARCHITECT'S AND ENGINEER'S DRAWINGS AND SPECIFICATIONS.

KEY NOTES:

3		
2		
1		
REV	DESCRIPTION	DATE

Parkmatic
NEW YORK OFFICE, USA
75 PLANDOME RD, 2FL
MANHASSET, NY 11030
P: 1-800-452-9455
W: www.parkmatic.com

CLIENT: GILBANE BUILDING COMPANY
SYSTEM: VRC ELEVATOR
ADDRESS: 1095 SOUTHERN BLVD, BRONX, NY 10459

TITLE: ADDITIONAL FEATURES
SCALE: N/A DATE: 04/23/24 DRAWN: CHECKED:
DRAWING NO: VRC-UHP-04 SHEET: 4 OF 4